



SAL Series "Standard" Hopper Loader SAL

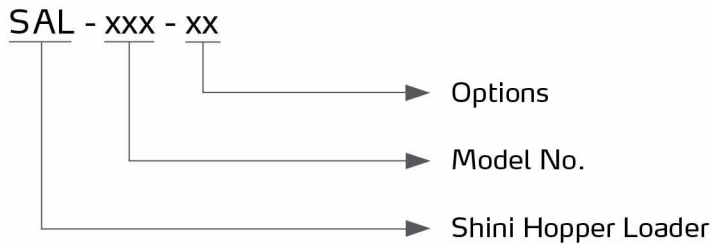
SAL-360



Refer carefully to this manual before operation.

SAL Series

■ Coding Principle




SAL-460

■ Features

- Stainless steel hopper and with motor overload protection.
- SAL-330 integrated design features compact and light structures.
- All the machines are equipped with auto reverse cleaning kit and cloth mesh filter.
- This series is equipped with manual control switch for convenient power switch when installed in high places.
- SAL-430/460 is equipped with RS485 port



Control Panel
(SAL-330/360)



Control Panel
(SAL-430/460)



Reverse Cleaning Kit
(SAL-330/360)



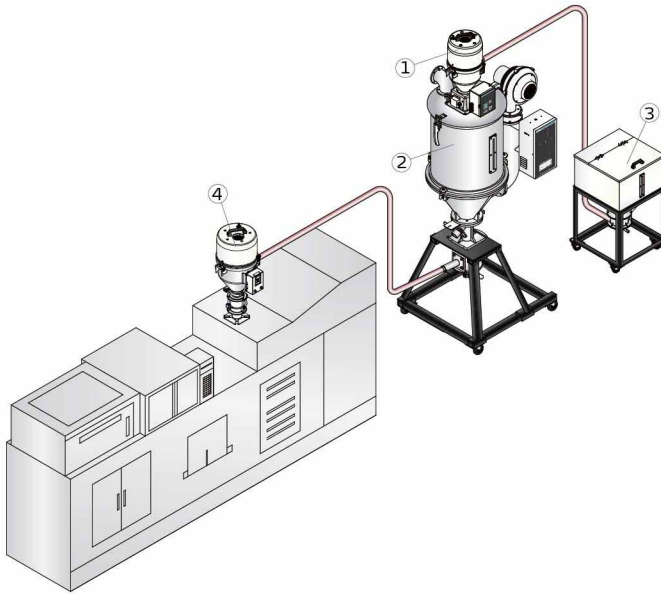
Cloth Filter

■ Options

- Optional enhanced mixing technology for proportional valve SPV-U application. Add "QM" at the end of the model code.
- Optional internal polished hopper loader. Add "P" at the end of the model code.

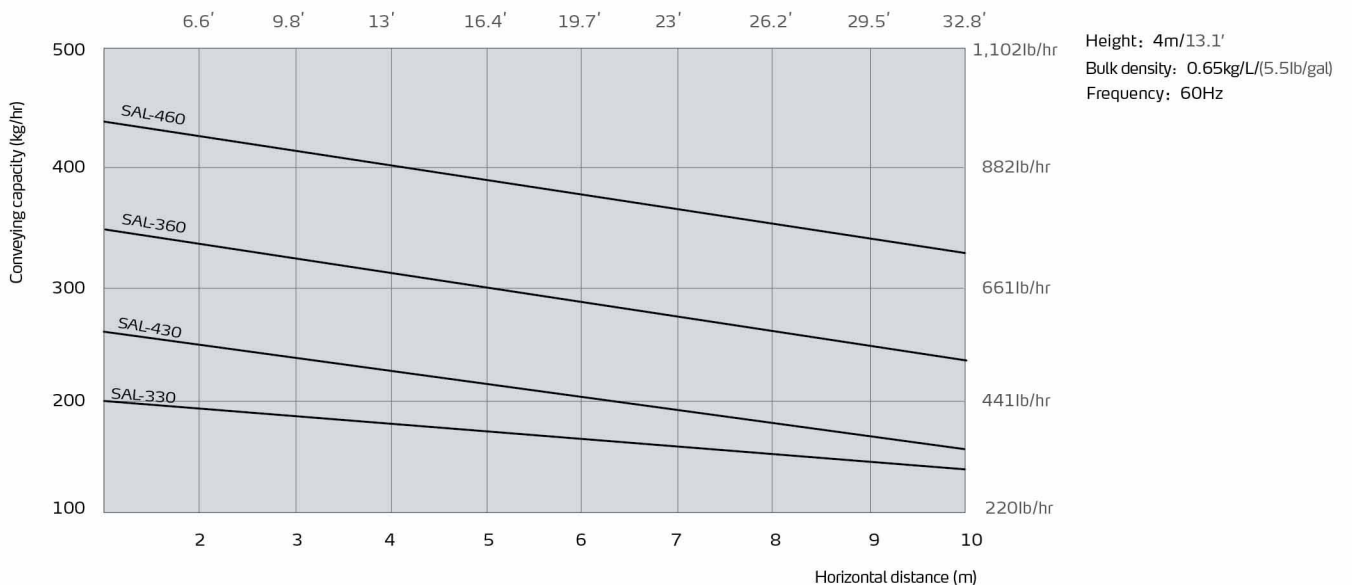
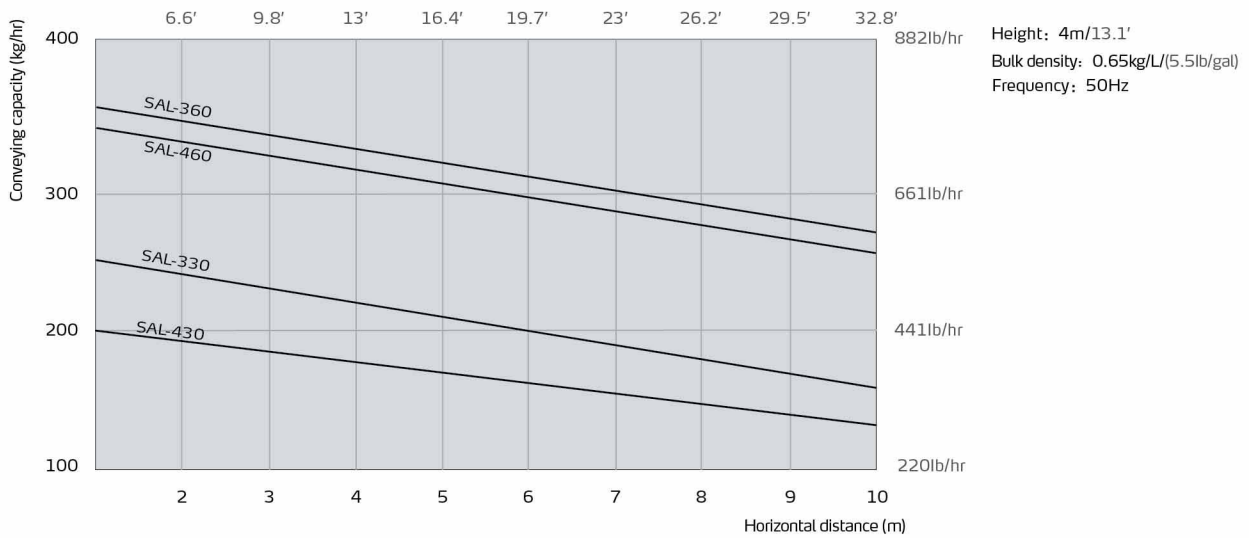
■ Application

SAL series of models are mainly used beside injection molding machines, extrusion machines or other machines to dry the plastic materials, which are installed on the drying hopper directly. It also can collocate with the SICH or SCH collective hoppers to work on the inlet of the injection molding machine. After setting, the machine can work automatically and independently without frequent adjustment. For its high installing position, it may give shortage alarm occasionally. Therefore, it's available to equip the distal switch options to dismiss the alarm.



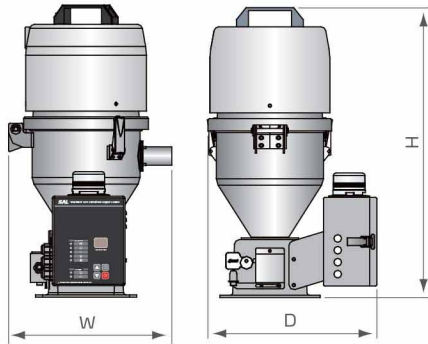
1. Hopper (Auto)
2. "Standard" hopper dryer
3. Material storage tank
4. Photosensor hopper loader

■ Conveying Capacity




SAL Series

Outline Drawings



SAL-330/360



SAL-430/460

Specifications

Model		SAL-330	SAL-360	SAL-430	SAL-460	
Blower Type		Carbon brush	Carbon brush	Inductive	Inductive	
Motor Power (kW, 50/60Hz)		1.15/1.32	1.15/1.32	0.37/0.42	0.75/0.85	
Conveying Pipe Dia. (inch)		1.5	1.5	1.25	1.5	
Conveying Capacity (50/60Hz)	kg/hr	200/240	300/350	200/220	300/330	
	lb/hr	441/529	661/772	441/485	661/728	
Hopper Capacity	L	3	6	3	6	
	gal	0.8	1.6	0.8	1.6	
Material Level Control		Microswitch				
Compressed Air Purge		●	●	—	—	
Cloth Filter		●	●	●	●	
Motor Reverse Purge		—	—	●	●	
Dimensions	H	mm	610	670	660	735
		inch	24	26.4	26	28.9
	W	mm	345	385	310	350
		inch	13.6	15.2	12.2	13.8
	D	mm	355	380	430	455
		inch	14	15	17	18
Weight	kg	13	14	23	26	
	lb	28.7	30.9	50.7	57.3	

Notes: 1) Test condition of conveying capacity: Plastic material of bulk density 0.65kg/L(5.5lb/gal), dia. 3-5mm/0.12-0.2 inch, vertical conveying height: 4m/13.1Feet, horizontal conveying distance: 1m/3.28Feet.

2) "●" stands for standard, "○" stands for options, "-" stands for none.

3) SAL330/360 Input Voltage:1Φ, 115/230VAC, 50/60Hz;

SAL430/460 Input Voltage:3Φ, 230/400/460/575VAC, 50/60Hz.

We reserve the right to change specifications without prior notice.

Shini Group

Addr: No. 23, Minhe St., Shulin Dist.,
New Taipei, Taiwan

Tel: +886 2 2680 9119

Fax: +886 2 2680 9229

Email: shini@shini.com

Factories:

- Taiwan
- Dongguan
- Pinghu
- Ningbo
- Chongqing
- Pune