



Positive Pressure Conveyor

PPC-90L

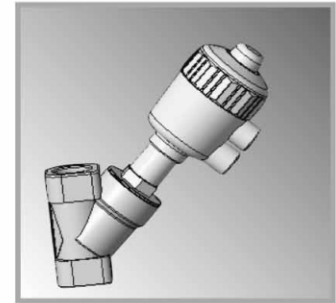


Refer carefully to this manual before operation.

PPC Series

■ Features


- Main body adopts SUS304 stainless steel
- Adopt pneumatic conveying method, with high solid-gas ratio, it consumes less compressed air than conventional pneumatic conveying;
- Low speed conveying with less wear to the pipeline; the conventional steel pipe is available, low noise during operation
- Compact design requires less repair work
- Easy to achieve full-automation control, with reduced labor input
- Material discharge port is the 6" pneumatic butterfly valve
- Flexible discharge of material, with convenient equipment layout
- Adopt electronic pressure switch in digital display, which enables to check the air pressure in real time; Alarm function activated if the pressure exceeds the set value.
- Adopt pneumatic angle seat valve, it works as switch, with pipe air-flow adjustment function.



Movable angle seat valve

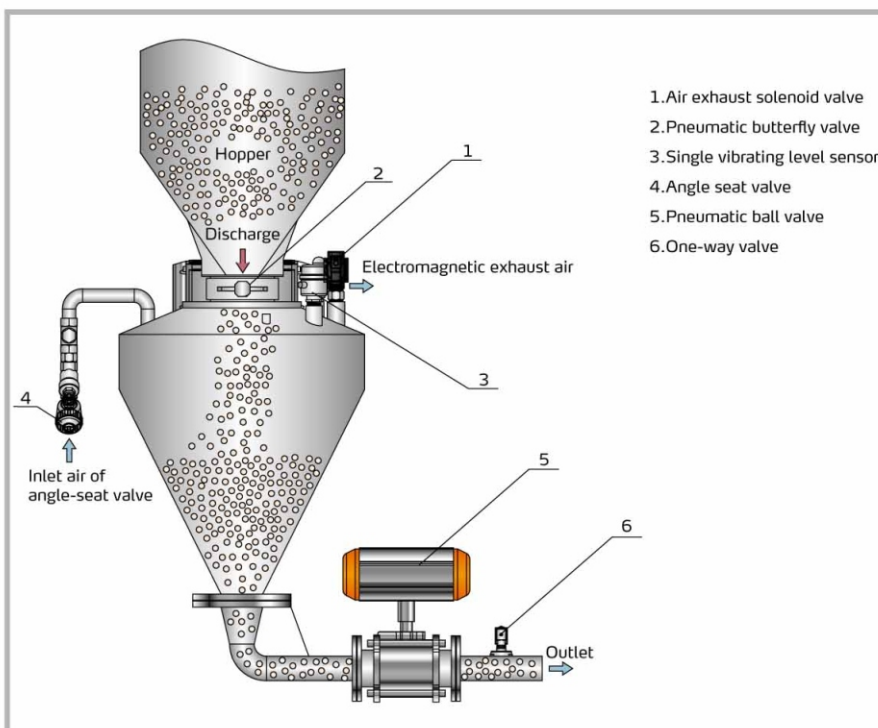
■ Application

The positive pressure conveyor is the advanced device used for powder and granule conveying, with compact design, reliable operation, as well as low energy consumption for saving of input, it has been extensively used in plastic granule applications.



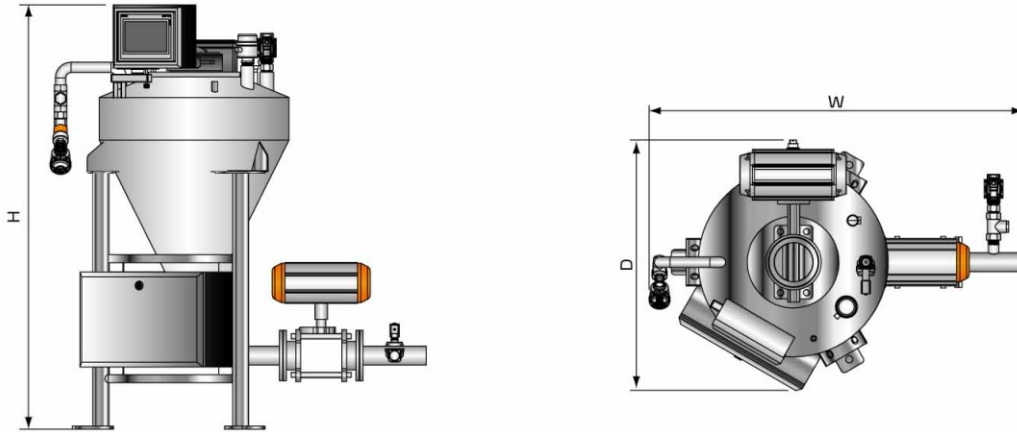
Digital pressure switch

■ Working Principle



Air exhaust solenoid valve (1) opens, and the air exhaust is finished. Pneumatic butterfly valve (2) opens, the material will enter into the conveyor from storage hopper. When single vibrating level sensor (3) detects a certain material level, the pneumatic butterfly valve will close. Meanwhile, the angle seat valve (4) opens, and the air will enter into the conveyor. Once air pressure reaches the set point (0.4KG), the angle seat valve will close. Then pneumatic ball valve (5) opens, it will start conveying of material. By one-way valve (6), the air will segment the conveying processes for convenient conveying of material.

■ Outline Drawings



■ Specification

Model	Hopper capacity (L)	Pressure (Bar)	Flow (L/Min)	Conveying capacity (kg/h)	Outlet pipe Dia. (inch)	Weight (kg)	External dimension (mm) (H x W x D)
PPC-90L	90	6-8	1750	600	2	110	1345 x 1189 x 793

Notes: 1) Conveying capacity testing conditions: bulk density of 0.65kg/L, granule diameter of 3-5mm; horizontal conveying distance is 100M, vertical distance is 4M; conveyor inner pressure is at 0.4kg.

2) Power supply: 1Φ, 220VAC, 50Hz

We reserve the right to change specifications without prior notice.

Shini Group

Addr: No. 23, Minhe St., Shulin Dist.,
New Taipei, Taiwan

Tel: +886 2 2680 9119

Fax: +886 2 2680 9229

Email: shini@shini.com

Factories:

- Taiwan
- Dongguan
- Pinghu
- Ningbo
- Chongqing
- Pune

2016-07-15-04 Copyrights Reserved.

www.shini.com