



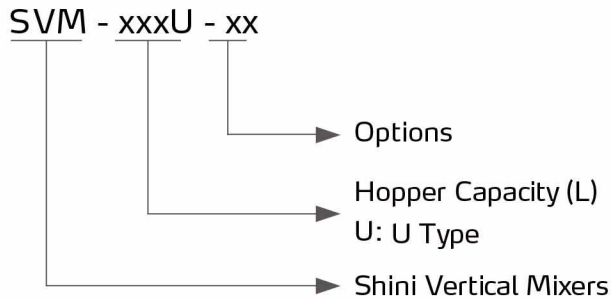
Vertical Batch Mixer

SVM-300U




Refer carefully to the manual before operation.

■ Coding Principle



■ Features

- Vertically mounted blending screw and cylinder ensure even mixing of materials.
- Function of feeding plus mixing simultaneously can save time significantly.
- Timer auto-stop function.
- Bottom material feeding method makes it easy for material supply.



Control Panel

■ Options

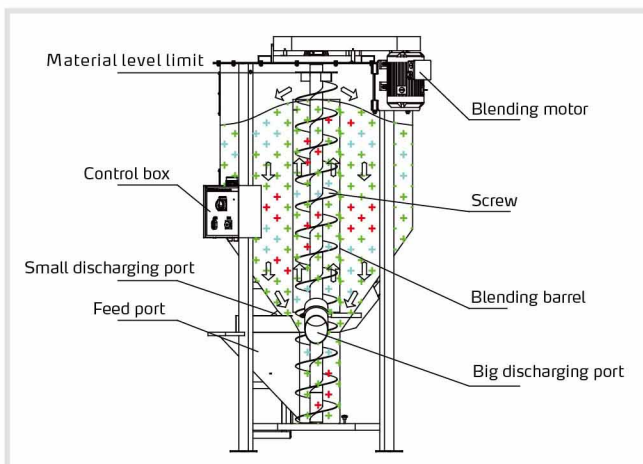
- Rotary level sensor is optional, and add "HL" at the end of model code.
- For SVM-1000U and above models optional with the heating function, and add "HA" at the end of the model code.

■ Application

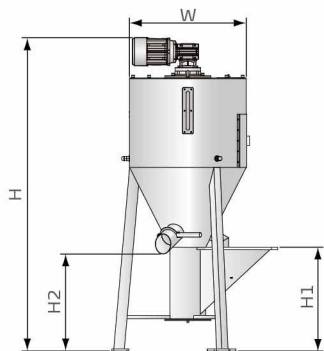
SVM-U is mainly used for mixing plastics as raw materials, masterbatch and recycled materials. SVM-U can not be used dealing with plastic powder and all kinds of foods, chemicals, and inflammable, explosive and volatile materials. Bulk density should be taken into account when the dimension of material is uneven or in other forms.

SVM-U Series

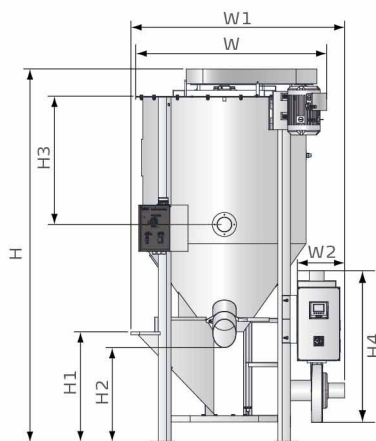
Working Principle



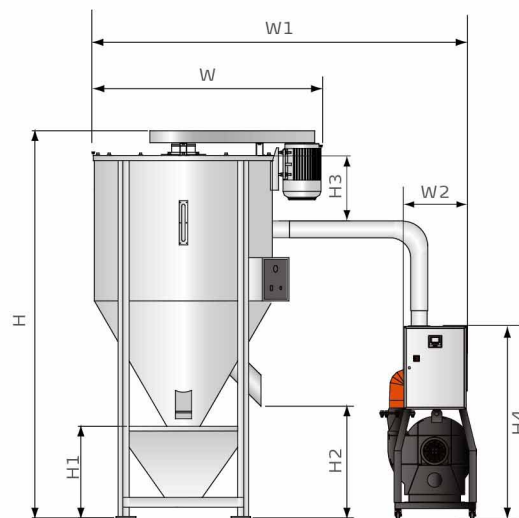
Outline Drawings



SVM-300U and below



SVM-1000U(-HA700)



SVM-2000U(-HA1000) and above

| Model | Blower power (kW) | Process heater power (kW) | Heating box air outlet pipe dia. (inch) | W1(mm) | W2(mm) | H3(mm) | H4(mm) |
|-------------------|-------------------|---------------------------|---|--------|--------|--------|--------|
| SVM-1000U-HA700 | 1.1 | 24 | 4 | 1454 | 427 | 860 | 1091 |
| SVM-2000U-HA1000 | 3.7 | 32 | 5 | 3115 | 815 | 875 | 1650 |
| SVM-3000U-HA1500 | 5.5 | 58 | 6 | 3240 | 780 | 885 | 2010 |
| SVM-4000U-HA2000 | 7.5 | 64 | 8 | 3550 | 990 | 915 | 2290 |
| SVM-6000U-HA3000 | 15 | 96 | 8 | 3704 | 994 | 915 | 2376 |
| SVM-10000U-HA4000 | 22 | 128 | 10 | 4195 | 1105 | 1600 | 2560 |



■ Specifications

| Model | | SVM-160U | SVM-300U | SVM-1000U | SVM-2000U | SVM-3000U | SVM-4000U | SVM-6000U | SVM-10000U | |
|---------------------------|---------|----------|----------|-----------|-----------|-----------|-----------|-----------|------------|-------|
| Motor Power (kW, 50/60Hz) | | 1.1 | 1.1 | 4 | 5.5 | 5.5 | 5.5 | 7.5 | 11 | |
| Max. Throughput | kg/hr | 400 | 800 | 2600 | 3900 | 5800 | 7800 | 9750 | 13000 | |
| | lb/hr | 882 | 1764 | 5732 | 8598 | 12787 | 17196 | 21495 | 28660 | |
| Blending Barrel* | L | 160 | 300 | 1000 | 2000 | 3000 | 4000 | 6000 | 10000 | |
| | gal | 42 | 79 | 264 | 529 | 793 | 1057 | 1585 | 2642 | |
| Dimensions | H | mm | 1770 | 1970 | 2538 | 2890 | 3260 | 3530 | 4110 | 4480 |
| | | inch | 69.7 | 77.6 | 99.9 | 113.8 | 128.3 | 139 | 161.8 | 176.4 |
| | H1 (mm) | mm | 590 | 590 | 751 | 820 | 840 | 910 | 930 | 1000 |
| | | inch | 23.2 | 23.2 | 29.6 | 32.3 | 33.1 | 35.8 | 36.6 | 39.4 |
| | H2 (mm) | mm | 550 | 540 | 643 | 690 | 690 | 840 | 790 | 780 |
| | | inch | 21.7 | 21.3 | 25.3 | 27.2 | 27.2 | 33.1 | 31.1 | 30.7 |
| | W (mm) | mm | 660 | 770 | 1330 | 1700 | 1860 | 1990 | 2110 | 2490 |
| | | inch | 26 | 30.3 | 57.2 | 66.9 | 73.2 | 78.3 | 83.1 | 98 |
| Weight | kg | 170 | 190 | 520 | 730 | 890 | 1080 | 1370 | 2090 | |
| | lb | 375 | 419 | 1146 | 1609 | 1962 | 2381 | 3020 | 4607 | |

Notes: 1) Max. mixing capacity is tested based on continuous processing material of 0.65kg/L(5.5lb/gal) in bulk density and 2~3mm/0.08~0.12inch in size.
2) Power 3 ϕ , 230 / 400 / 460 / 575VAC, 50 / 60Hz.

We reserve the right to change specifications without prior notice.

Shini Group

Addr: No. 23, Minhe St., Shulin Dist.,
New Taipei, Taiwan

Tel: +886 2 2680 9119

Fax: +886 2 2680 9229

Email: shini@shini.com

Factories:

- Taiwan
- Dongguan
- Pinghu
- Ningbo
- Chongqing
- Pune